



tues 7 pm

+

2 days 09:44 final for Justin (sprklr)

11/02/2010 7:00 pm sketches of concept model 


2 days 09:44 final for Justin (sprklr)

11/02/2010 7:00 pm sketches of concept model 

2 days 09:44 final for Justin (sprklr)


The image shows a task list interface. At the top, there is a dark header bar containing two white rectangular input fields and a green circular button with a white plus sign. A mouse cursor is pointing at the plus sign. Below the header, the main area is light gray and contains two task items, each separated by a horizontal line. The first task is "2 days 09:43" followed by "final for Justin (sprklr)". The second task is "6 days 06:39" followed by "sketches of concept model".

Duration	Description
2 days 09:43	final for Justin (sprklr)
6 days 06:39	sketches of concept model




2 days 09:43 final for Justin (sprklr)

6 days 06:39 sketches of concept model

11/27/2010 2:00 pm 

2 days 09:43 final for Justin (sprklr)

6 days 06:39 sketches of concept model

11/27/2010 2:00 pm call with client 

2 days 09:43 final for Justin (sprklr)

6 days 06:39 sketches of concept model

01:34 call with client


2 days 09:43 final for Justin (sprklr)

6 days 06:39 sketches of concept model

01:34 call with client

2 days 09:43 final for Justin (sprklr)


6 days 06:19 sketches of concept model



- 01:34** call with client

- 2 days 09:43** final for Justin (sprklr)

- 11/02/2010 7:00 pm** sketches of concept model



- 01:34** call with client

- 2 days 09:43** final for Justin (sprklr)

- 10/28/2010 7:00 pm** sketches of concept model

The image shows a task list interface. At the top, there is a dark header bar containing two white rectangular input fields and a green circular button with a white plus sign. Below the header, the main area is light gray and contains three task items, each separated by a horizontal line. Each item consists of a white checkbox, a duration, and a task description. A mouse cursor is positioned over the bottom of the list.

Checkbox	Duration	Description
<input type="checkbox"/>	01:34	call with client
<input type="checkbox"/>	2 days 09:43	sketches of concept model
<input type="checkbox"/>	2 days 09:43	final for Justin (sprklr)

The image shows a task list interface. At the top, there is a dark header bar containing two white rectangular input fields and a green circular button with a white plus sign. Below the header, the main area is light gray and contains a list of three tasks, each separated by a horizontal line. Each task consists of a white checkbox, a duration, and a description. A mouse cursor is positioned over the bottom task.

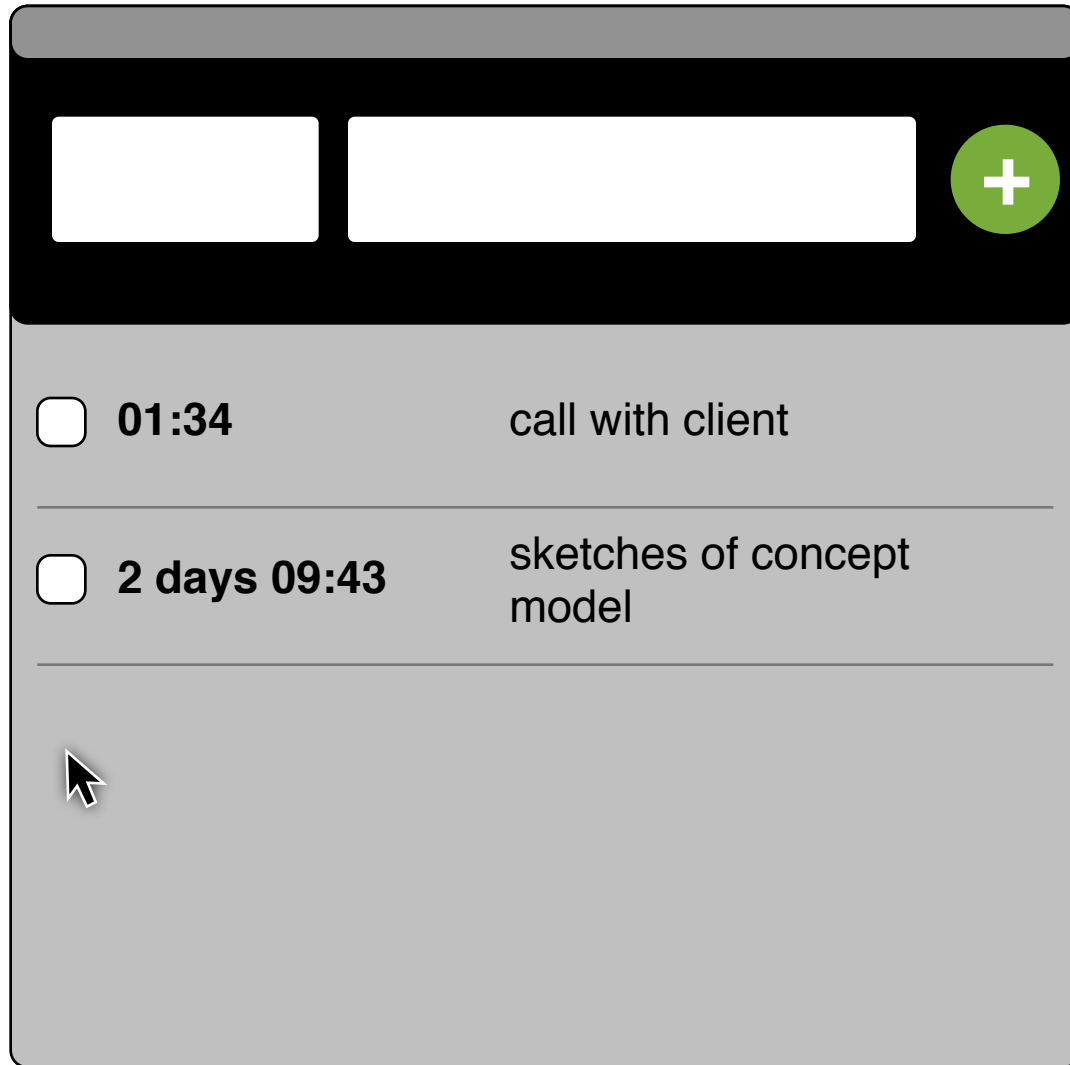
Task	Duration	Description
<input type="checkbox"/>	01:34	call with client
<input type="checkbox"/>	2 days 09:43	sketches of concept model
<input type="checkbox"/>	2 days 09:43	final for Justin (sprklr)

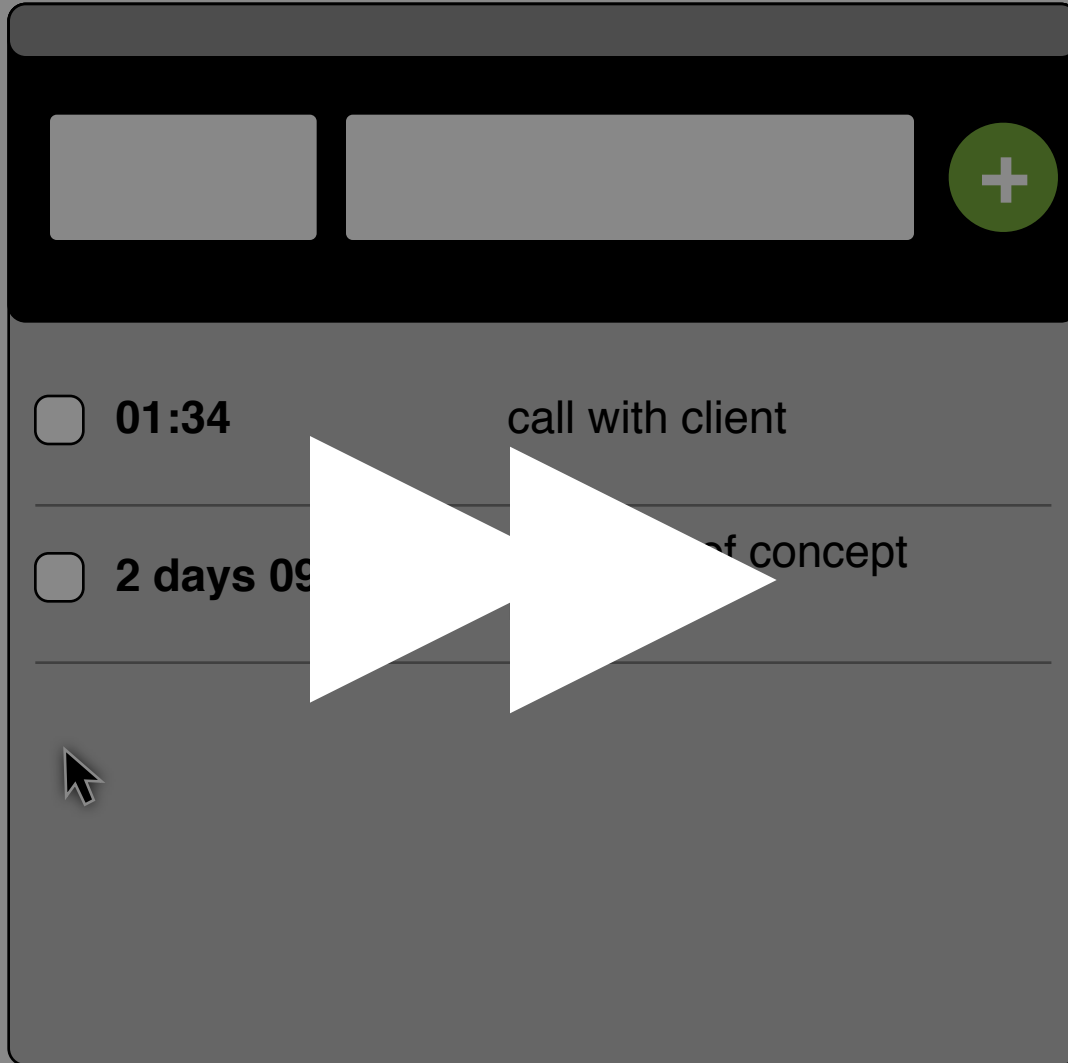
The image shows a task list interface. At the top, there is a dark header bar containing two white rectangular input fields and a green circular button with a white plus sign. Below the header, the main area is light gray and contains a list of three tasks, each separated by a horizontal line. The first task is 'call with client' with a duration of '01:34' and an unchecked checkbox. The second task is 'sketches of concept model' with a duration of '2 days 09:43' and an unchecked checkbox. The third task is 'final for Justin (sprklr)' with a duration of '2 days 09:43' and a checked checkbox. A mouse cursor is positioned over the checked checkbox of the third task.

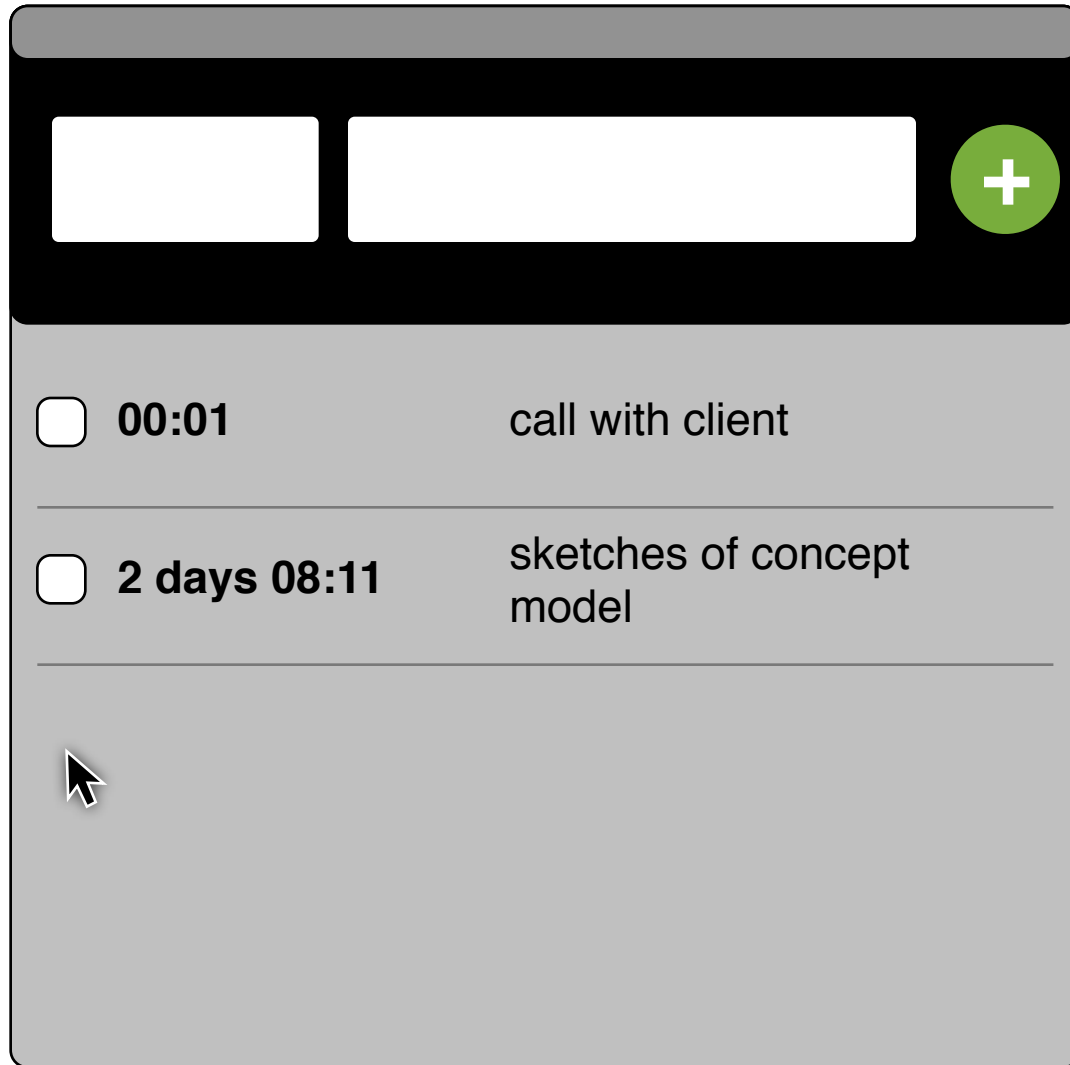
Duration	Task Description	Completion Status
01:34	call with client	<input type="checkbox"/>
2 days 09:43	sketches of concept model	<input type="checkbox"/>
2 days 09:43	final for Justin (sprklr)	<input checked="" type="checkbox"/>

The image shows a task list interface. At the top, there is a dark header bar containing two white search and filter input fields and a green circular button with a white plus sign. Below the header, the task list is displayed on a light gray background. Each task item is separated by a horizontal line and consists of a checkbox, a duration, and a description. The first task is 'call with client' with a duration of '01:34' and an unchecked checkbox. The second task is 'sketches of concept model' with a duration of '2 days 09:43' and an unchecked checkbox. The third task is 'final for Justin (sprklr)' with a duration of '2 days 09:43' and a checked checkbox. A mouse cursor is positioned over the checked checkbox of the third task.

Checkbox	Duration	Description
<input type="checkbox"/>	01:34	call with client
<input type="checkbox"/>	2 days 09:43	sketches of concept model
<input checked="" type="checkbox"/>	2 days 09:43	final for Justin (sprklr)







The image shows a task list interface. At the top, there is a dark header bar containing two white rectangular input fields and a green circular button with a white plus sign. Below the header is a yellow summary bar with the text "1 item past due". The main content area is light gray and contains a single task item. The task item consists of a white square checkbox, the text "2 days 08:10", and the text "sketches of concept model". A horizontal line is positioned below the task item. A mouse cursor is visible in the lower-left area of the main content area.

The image shows a task list interface. At the top, there is a dark header bar containing two white rectangular input fields and a green circular button with a white plus sign. Below the header is a yellow summary bar with the text "1 item past due" and a mouse cursor pointing at it. The main content area is a light gray background with a single task item. The task item consists of a white checkbox, the text "2 days 08:10", and the text "sketches of concept model". A horizontal line is positioned below the task item.

